



Pioneer Since 1982

Perfect Solution for Ready Mix Concrete




COMPACT CONCRETE BATCHING PLANT

CROSS BIN - PAN MIXER | CAP. 20/30/45 M³/HR



MODEL	NE 20 CP	NE-30 CP	NE-45 CP
CAPACITY	20 M ³ /HR	30 M ³ /HR	45 M ³ /HR
BATCH CAPACITY	0.35 M ³	0.5 M ³	0.75 M ³
HOPPERS	2X2	2 X 2	2 X 2
STORAGE CAPACITY	10 M ³	15 M ³	20 M ³
MIXER	PAN TYPE	PAN TYPE	PAN TYPE
CEMENT BIN	1.0 TON	1.5 TONS	2.0 TONS
DISCHARGE HEIGHT	3 MTR	3 MTRS	3 MTRS
POWER REQUIRED	55.0 HP	68.0 HP	80.0 HP



Pan Mixer



Control Panel



Water & Cement Tank




Photo Gallary



STATIONARY CONCRETE BATCHING PLANT

INLINE 3/4 BIN , PAN/TWINSHAFT MIXER | CAP. 30/45/60 M³/HR



Pan Mixer



Twin Shaft Mixer



Control Panel

MODEL	NE-30 SP	NE-45 SP	NE-60 SP
CAPACITY	30 M ³ /HR	45 M ³ /HR	60 M ³ /HR
BATCH CAPACITY	0.5 M ³	0.75 M ³	1.0 M ³
HOPPERS	3/4	3/4	3/4
STORAGE CAPACITY	30 M ³	40M ³	48 M ³
MIXER	PAN/TWINSHAFT	PAN/TWINSHAFT	PAN/TWINSHAFT
CEMENT BIN	1.5 TONS	2.0 TONS	2.0 TONS
DISCHARGE HEIGHT	4 MTRS	4 MTRS	4 MTRS
POWER REQUIRED	70.0 HP	85.0 HP	90.0 HP






Photo Gallary



MOBILE CONCRETE BATCHING PLANT

INLINE 3 BIN, PAN MIXER | CAP. 20/30/45 M³/HR



Pan Mixer



Water & Cement Tank



Control Panel

MODEL	NE-20 MP 3 BIN	NE-30 MP 3 BIN	NE-45 MP 3 BIN
CAPACITY	20 M ³ /HR	30 M ³ /HR	45 M ³ /HR
BATCH CAPACITY	0.35 M ³	0.5 M ³	0.75 M ³
HOPPERS	3	3	3
STORAGE CAPACITY	20 M ³	25 M ³	35 M ³
MIXER	PAN TYPE	PAN TYPE	PAN TYPE
CEMENT BIN	1.0 TON	1.5 TONS	2.0 TONS
DISCHARGE HEIGHT	1.5 MTRS	1.5 MTRS	1.5 MTRS
POWER REQUIRED	55.0 HP	68.0 HP	80.0 HP






Photo Gallary



COMPACT CONCRETE BATCHING PLANT

INLINE 3 BIN, PAN MIXER | CAP. 20/30/45 M³/HR



Pan Mixer



Water & Cement Tank



Control Panel

MODEL	NE-20 CP 3 BIN	NE-30CP 3 BIN	NE-45 CP 3 BIN
CAPACITY	20 M ³ /HR	30 M ³ /HR	45 M ³ /HR
BATCH CAPACITY	0.35 M ³	0.5 M ³	0.75 M ³
HOPPERS	3	3	3
STORAGE CAPACITY	20 M ³	25 M ³	35 M ³
MIXER	PAN TYPE	PAN TYPE	PAN TYPE
CEMENT BIN	1.0 TON	1.5 TONS	2.0 TONS
DISCHARGE HEIGHT	1.5 MTRS	1.5 MTRS	1.5 MTRS
POWER REQUIRED	55.0 HP	68.0 HP	80.0 HP





Photo Gallery



COMPACT CONCRETE BATCHING PLANT

INLINE 3 BIN, PAN MIXER | CAP. 20/30/45 M³/HR



Pan Mixer



Water & Cement Tank



Control Panel

MODEL	NE-20 CP 3 BIN	NE-30CP 3 BIN	NE-45 CP 3 BIN
CAPACITY	20 M ³ /HR	30 M ³ /HR	45 M ³ /HR
BATCH CAPACITY	0.35 M ³	0.5 M ³	0.75 M ³
HOPPERS	3	3	3
STORAGE CAPACITY	20 M ³	25 M ³	35 M ³
MIXER	PAN TYPE	PAN TYPE	PAN TYPE
CEMENT BIN	1.0 TON	1.5 TONS	2.0 TONS
DISCHARGE HEIGHT	3.5 MTRS	3.5 MTRS	3.5 MTRS
POWER REQUIRED	55.0 HP	68.0 HP	80.0 HP

1	2	3
---	---	---





Photo Gallary



STATIONARY CONCRETE BATCHING PLANT

INLINE 4 BIN, TWINSHAFT MIXER | CAP. 75/90/120 M³/HR



Twinshaft Mixer



Water, Cement Tank & Waiting Hopper



Control Panel

MODEL	NE-75 STS	NE-90 STS	NE-120 STS
CAPACITY	75 M ³ /HR	90 M ³ /HR	120 M ³ /HR
BATCH CAPACITY	1.25 M ³	2.0 M ³	3.0 M ³
HOPPERS	4	4	4
STORAGE CAPACITY	60 M ³	80 M ³	90 M ³
MIXER	TWINSHAFT	TWINSHAFT	TWINSHAFT
MIXER MAKE	SICOMA	SICOMA	SICOMA
DISCHARGE HEIGHT	4 MTRS	4 MTRS	4 MTRS






Photo Gallary



OUR VALUABLE CLIENTS



BUILT ON QUALITY. DRIVEN BY RELATIONSHIPS.


UNIQUE FEATURES OF NILKANTH CONCRETE BATCHING PLANTS



Easy
Transportation



Easy And Fast
Installation



Less Land Area
Requires




Easy Maintenance
Low Operation Cost



Short
cycle time



Less Man Power
Requires



Less Foundation
Requires



Easiest
Control Panel

WHY US



Quality



Fast Service



Standard Parts



Fast Spares Delivery



Continually Improve



Trust



High Technology



24 X 7 Support

www.nilkanthengg.com

ABOUT US

For the Forty years, we are into manufacturing Industry, We are one of the leading manufacturers and exporters of Concrete Batching Plant in India, and the company has been able to provide innovative solution to the ever changing needs of the construction industry throughout the globe. Nilkanth Engineering Works prides in serving our customers with cost effective, user friendly and easy to maintain Equipment range consistently. We build what exactly our clients' needs as per the industry standards. RMC plants are available in both high and low volume production capacity and models are immensely designed with the modern technology principle to give custom layout piece of equipment in machinery. With over 40+ Years of excellent services, Nilkanth is the trustworthy brand of Stationary & Compact Concrete Batching Plants Globally. We have Exports more than 75+ Concrete Batching Plant in various countries and In India we have supplied 1000 + Concrete Batching Plants.



INDIA



RUSSIA



OMAN



UGANDA



KENYA



IRAQ



ZAMBIA



CONGO



NIGERIA



UAE

1000 +
Concrete Batching Plants
Over 15+ Countries

With Worldwide Presence
We Believe in Delivering Quality



+91 98251 73105, +91 98258 73105

sales@nilkanthengg.com, exports@nilkanthengg.com www.nilkanthengg.com

5503/2, GIDC Near Trikampura Cross Road, Vatva Ahmedabad 382445, Gujarat, India

Note: Due to continuous R & D we reserve the right to change any of our technical specification without any prior notice.



FOLLOW US ON: [f](#) [t](#) [i](#) [in](#) [v](#)